




Innovazione per la diagnosi di infezioni e sepsi

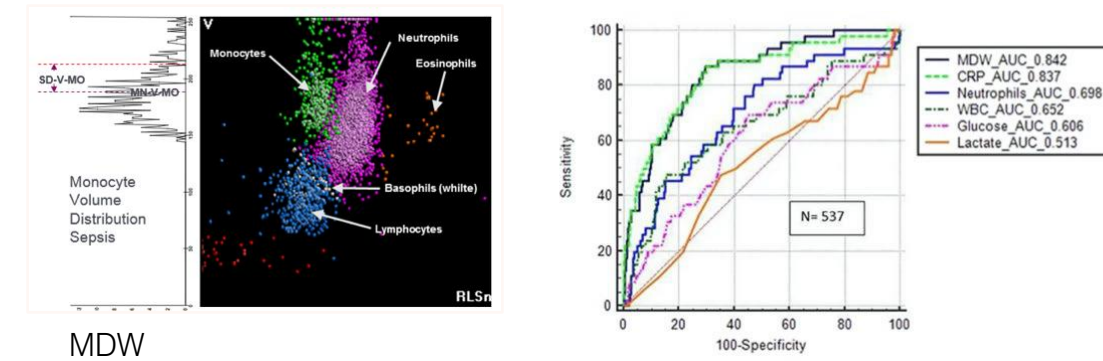
Vincenzo Cutrona | 27 Novembre 2024

Destinata a Professionisti Sanitari

© 2024 Beckman Coulter, Inc. All rights reserved.



Early Sepsis Indicator: cosa e perchè?



MDW

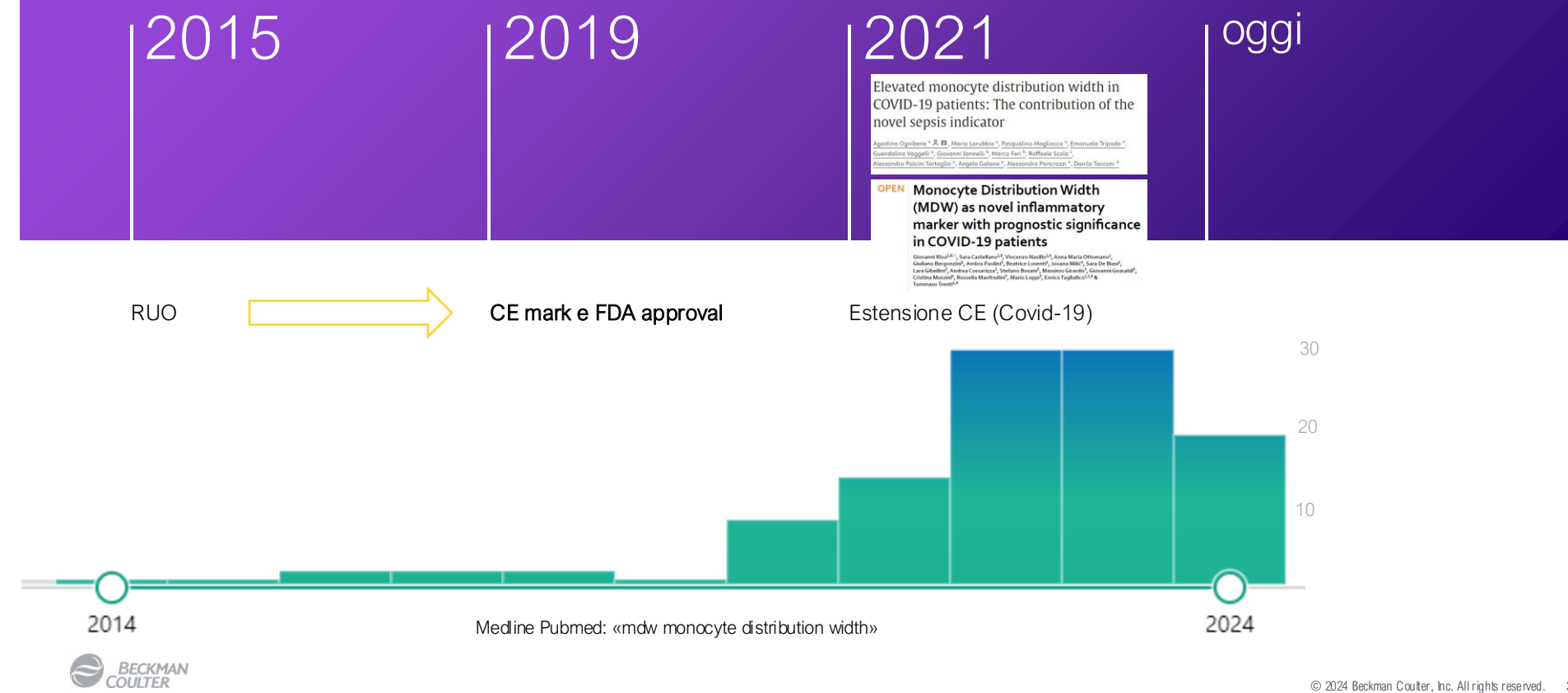
	Test in PS	% visite PS	% test PS
CBC		36.2%	85.5%
Glucose		8.1%	19.2%
Liver function tests		4.1%	9.4%
Blood culture		3.0%	7.0%
Lactate		1.3%	3.1%



Source:
 Poz, et al., Clin Chem Lab Med. 2022; 60(3):433-440
 National Hospital Ambulatory Medical Care Survey, https://www.cdc.gov/nchs/data/nhamcs/web_tables/2015_ed_web_tables.pdf

© 2024 Beckman Coulter, Inc. All rights reserved. 2

Evoluzione dell'Indicatore Precoce di Sepsì



Early Sepsis Indicator: la pratica clinica

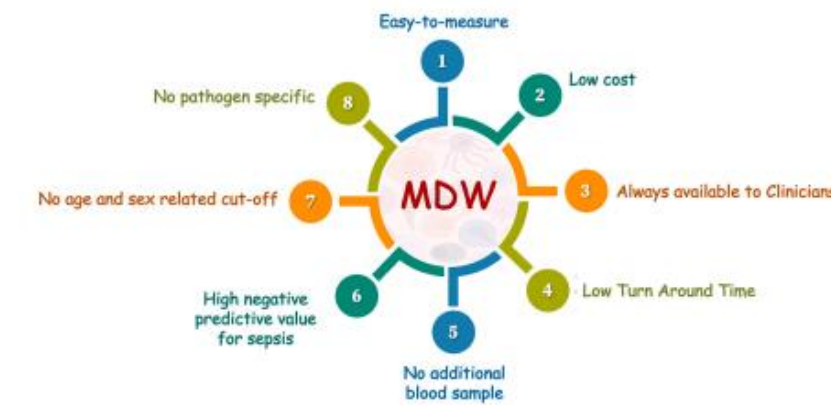
“The study suggests that incorporating MDW in the clinical decision process may **improve** the **early identification** of sepsis, with **minimal additional effort** on the standard procedures adopted during emergency care.”

RESEARCH Open Access
 Monocyte Distribution Width as a predictor of community acquired sepsis in patients prospectively enrolled at the Emergency Department
Enrico Nelli¹, Giancarlo Di Iorio², Claudio Silver³, Gilda Angelini⁴, Maria Chiara Anelli⁵, Jessica Elisabetta Esposito⁶, Milena D'Amato⁷, Guiseppe Parnis⁸ and Fabrizio Caracci⁹

Data 27/09/2022



OGGETTO: APPROVAZIONE PERCORSO DIAGNOSTICO TERAPEUTICO ASSISTENZIALE (PDTA) DELLA SEPSI E DELLO SHOCK SETTICO DELL'ADULTO NELLA ASL DI PESCARA



Review
 Monocyte distribution width (MDW) in sepsis
Luisa Agnello^{1,2}, Anna Maria Ciaccio^{1,2}, Matteo Vidali³, Andrea Cortegiani⁴, Giuseppe Biundo⁵, Caterina Maria Gambino^{1,2}, Concetta Scanzone⁶, Bruna Lo Sasso^{1,2}, Marcello Ciaccio^{1,2}

© 2024 Beckman Coulter, Inc. All rights reserved. 4

“ There's a way to do it better—fund it. ”

Thomas Edison